

In 2018, the Friends of West Hunsbury Parks organised a special survey of the trees around the Hillfort.

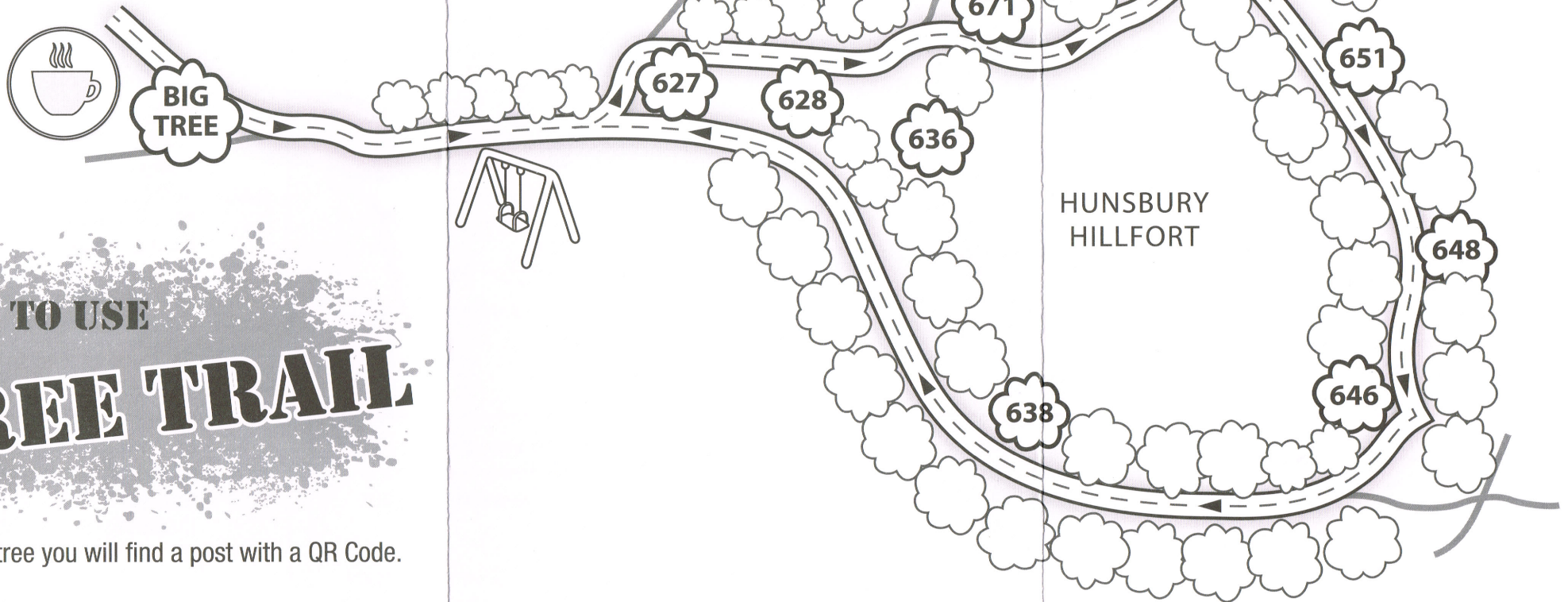
This survey was paid for by the "Heritage Lottery Fund" and carried out by Brampton Valley Training. All the significant trees were looked at and given a tag number.

The most interesting trees were chosen for this Tree Trail.

This trail sheet provides family activities for children and adults to enjoy as they walk the Tree Trail.

This leaflet can also be coloured in!

HUNSBURY HILLFORT TREE TRAIL



HOW TO USE THE TREE TRAIL

At each tree you will find a post with a QR Code.

Scan the QR Code to find out information about the trees and the creatures that rely on them to survive.

HUNSBURY HILLFORT

TREE TRAIL

BIG TREE This is the widest tree on the tree trail.

Can you give it a hug?
If you are in a group how many of you does it take to go all the way around it?

627 Stay very still. Don't make a sound. Look up at the tree! What birds can be found?

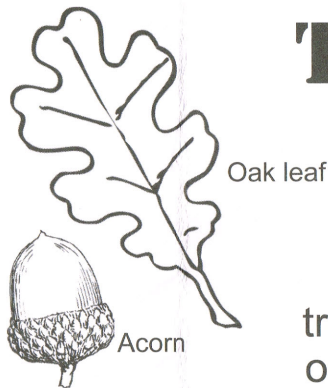

Green Woodpeckers live in this tree. They love eating ants! Can you find any on the floor and trees around you?

628 The Ivy growing up this tree is a vital source of food and shelter for wildlife.

Close your eyes. Listen to the tree. What can you hear? Do you hear noises at the bottom or right at the top?

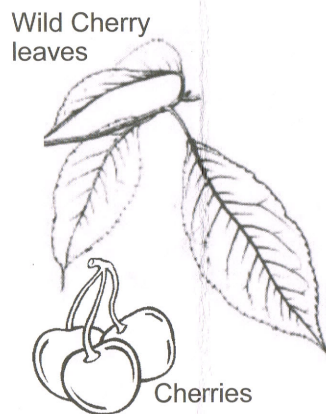
671 This tree has exposed roots, which means the roots that are normally underground can be seen above ground.

See how many roots your can count!




Oak leaf

Acorn




Wild Cherry leaves

Cherries

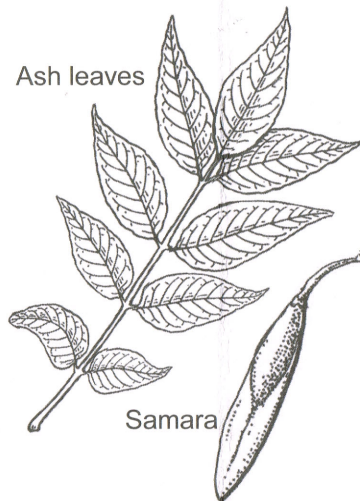


Ivy leaf



Field Maple leaf

Samara



Ash leaves


Samara

Try to identify the trees by their leaves or seeds before you look up the information on the QR codes.

666 You're at an entrance to the ancient hillfort. Use things that you find around you to build your own mini fort.

Don't use anything still living or attached to a tree. Will you use a tree trunk for support or try and make it free standing?


651 Can you see all the rabbit holes? Pretend you're a rabbit - be aware of your senses.



Give the woods a big sniff as you walk. Does it smell different in different places?

636 The Vikings used this kind of tree to build boats!

Build a nature boat that floats! Use things that you find around you and don't use anything still living or still attached to a tree.



638 Create a woodland theme - choose some sticks to bang out a rhythm.

646 Imagine all those leafy shoots surrounding the tree trunk are a big bushy beard.

Where are the eyes, nose and ears? Can you see the arms and legs?

648 In Spring this tree will be dropping petals and fruit, and from Autumn it starts dropping leaves. Strips of bark sometimes peel off too.

Can you use the fallen bits to create a picture on the floor? Maybe a woodland animal or a self portrait?